



COMMERCIAL HAND TIP TRAILERS

6' x 4' (1.8m x 1.2m) and 7' x 4' (2.1m x 1.2m) Hand Tip, with Winch
High Sides extra

8' x 4'7" (2.4m x 1.4m) Hand Tip, Low Sides with Winch



PURPOSE DESIGN BUILT TRAILERS





HYDRAULIC TIPPERS






TIPPER TRAILERS



- ✓ ALL STEEL CHASSIS
- ✓ UPPER DECK
Sides 3 mm Pressed Steel
- ✓ DECK
17 mm Tan BD 
- ✓ AXLE
2 Sets 1500 kg Hub and Stubs
- ✓ GALVANISED
- ✓ TAILGATES
Front and Rear Openings
- ✓ COUPLING 
- ✓ Jockey Wheel S/A

- ✓ STEEL TRAILER
2.1m x 1.4m Single Axle
2.4m x 1.5m Tandem Axle
- ✓ SUSPENSION
2000 kg Tandem Equalising System
- ✓ WHEELS 13"
Galvanised Rims
- ✓ TYRES 13"
8 Ply Commercials
- ✓ L.E.D.  LIGHTS
- ✓ HYDRAULIC RAM and PUMPING UNIT
Designed to tip 1500 kg
Maximum Tipping Angle 48°
- ✓ JOCKEY WHEEL
- ✓ W.O.F. + Registration
- ✓ EXTRA:
Spare Wheel + ELEC Tip

Brent Smith retains the right to change specifications or designs.

TIPPER TRAILER SHOWING RAM and PUMPS

